



**Demand assessment report  
for incremental capacity  
between *Snam Rete Gas* and *Plinovodi*  
*d.o.o.***

**2021-10-25**



This report is a joint assessment of the potential for incremental capacity projects conducted by

Plinovodi d.o.o.

Snam Rete Gas SpA

Cesta Ljubljanske brigade 11b

Piazza Santa Barbara, 7

1001 Ljubljana

20097 San Donato

Slovenia

Milanese

Italy

+386 1 5820 700

+ 390237039727

Info@plinovodi.si

ipa@snam.it

www.snam.it





## Table of contents

A.	Non-binding Demand indications	4
B.	Demand assessment	4
i.	Historical usage pattern	4
ii.	Results of current annual yearly auction	6
iii.	Expected amount, direction and duration of demand for incremental capacity	7
C.	Conclusion for the (non)-initiation of an incremental capacity project/process	8
D.	Contact information	9



## **A. Non-binding Demand indications**

Involved TSOs have launched a non-binding market demand assessment on incremental capacity for interconnection points. TSOs, have in accordance with the Articles 26 to 29 of the Commission Regulation (EU) 2017/459, invited all the Network Users to fill in the non-binding incremental capacity survey, which was available on the TSOs websites for eight weeks, between 5 July and 30 August 2021. The involved TSOs, SRG and Plinovodi have not received any additional non-binding demand indication for firm capacity at the envisaged interconnection points between the entry-exit system of SRG and the entry-exit system of Plinovodi.

This analysis takes into account non-binding demand indications received within 8 weeks after the 5 July 2021

## **B. Demand assessment**

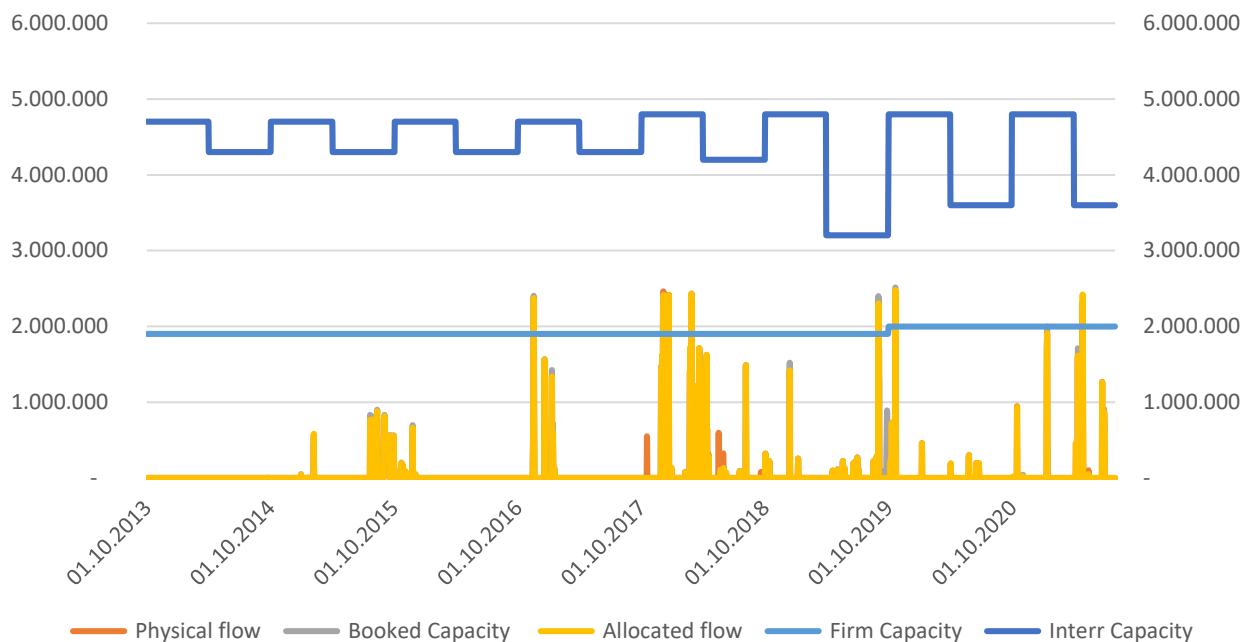
The Demand Assessment Phase commenced immediately after the start of the annual yearly capacity auction, as specified in Article 11(4) of the Commission Regulation (EU) 2017/459, and closes maximum 16 weeks after the annual yearly capacity auction in accordance with Article 26 of the Commission Regulation (EU) 2017/459.

The transmission systems operators conducting this market demand assessment report gave network users the opportunity to submit non-binding demand indications to quantify potential demand for incremental capacity from 5 July up to 30 August 2021.

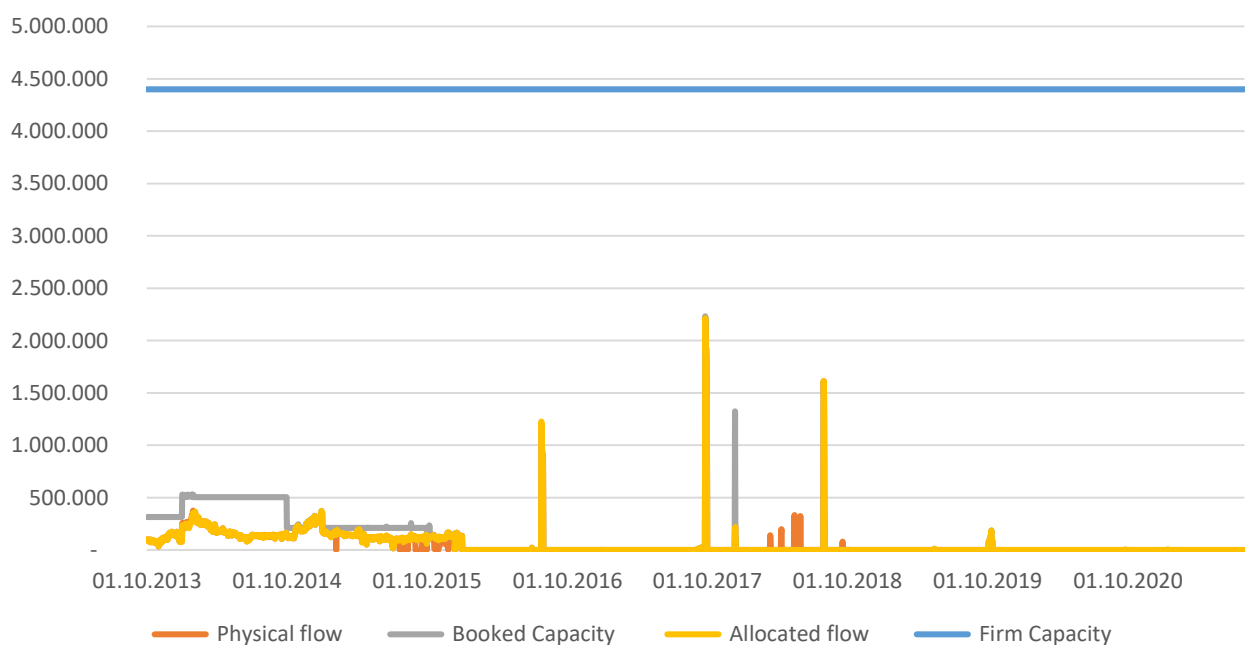
### **i. Historical usage pattern**

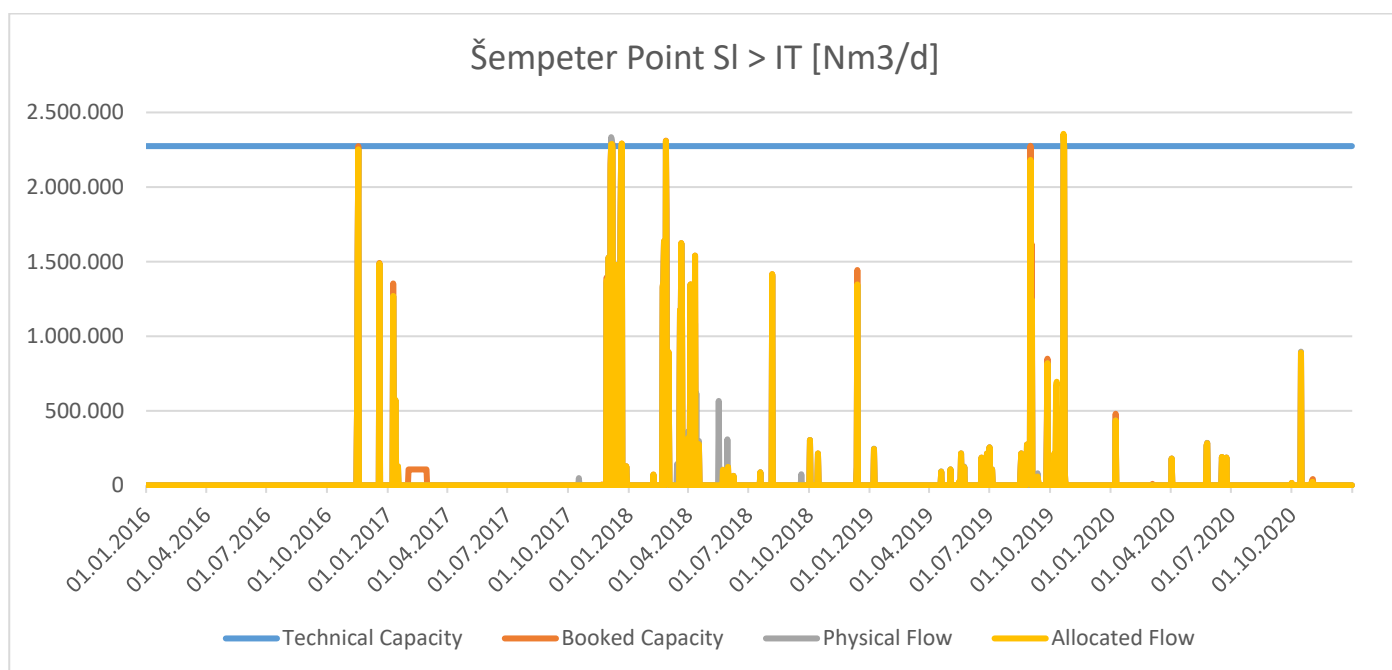
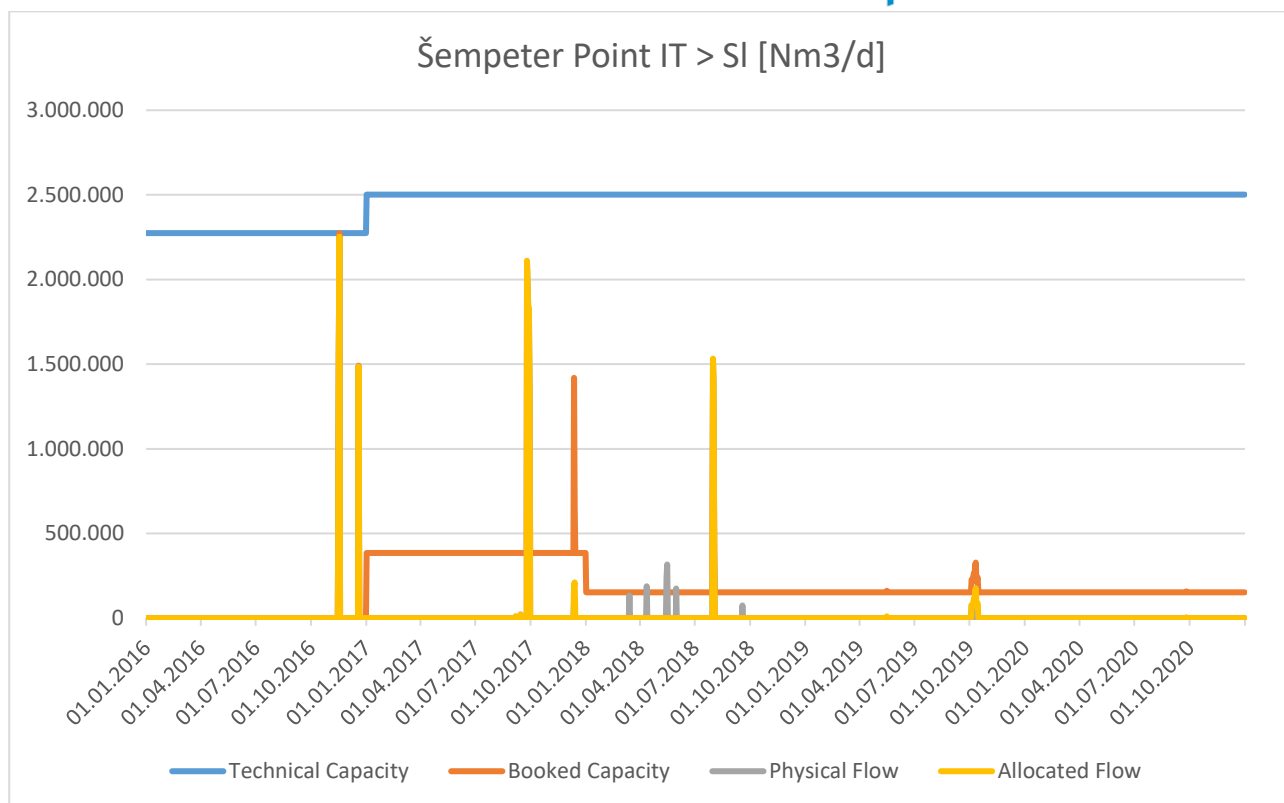
The utilisation of the technical firm capacity is presented in the chart below by comparing the technical capacity with the booked capacity, the allocated “commercial” flow and the physical flow from the year 2016 to 2020 at the interested interconnection point.

### Gorizia Point SI --> IT [Sm<sup>3</sup>/d]



### Gorizia Point IT --> SI [Sm<sup>3</sup>/d]





## ii. Results of current annual yearly auction



In the recent annual yearly auctions, that took place on 05 July 2021 for the joint interconnection points the following results have been achieved:

Interconnection point name	Flow direction	Gas year	Offered capacity Amount		Booked Capacity Amount	
			Sm <sup>3</sup> /d	kWh/d	Sm <sup>3</sup> /d	kWh/d
Gorizia	SI->IT	21/22	3.509.999	1.571.506	0	0
Gorizia	SI->IT	From 22/23 to 25/26	2.172.660	972.749	0	0
Gorizia	SI->IT	From 26/27 to 35/36	1.931.254	864.666	0	0
Gorizia	IT->SI	21/22	3.959.998	1.783.066	0	0
Gorizia	IT->SI	From 22/23 to 25/26	2.376.409	1.070.024	0	0
Gorizia	IT->SI	From 26/27 to 35/36	2.112.363	951.132	0	0

Interconnection point name	Flow direction	Gas year	Offered capacity Amount		Booked Capacity Amount	
			Sm <sup>3</sup> /d	kWh/d	Sm <sup>3</sup> /d	kWh/d
Sempeter	IT->SI	From 21/22 to 22/23	-	23.778.144	-	0
Sempeter	IT->SI	From 23/24 to 24/25	-	23.791.968	-	0
Sempeter	IT->SI	From 25/26 to 32/33	-	20.960.328	-	0
Sempeter	IT->SI	From 33/34 to 34/35	-	22.653.048	-	0
Sempeter	SI->IT	From 21/22 to 25/26	-	23.167.896	-	0
Sempeter	SI->IT	From 26/27 to 35/36	-	20.593.680	-	0

### iii. Expected amount, direction and duration of demand for incremental capacity



Plinovodi and SRG didn't receive non-binding demand indications for the Incremental Capacity Process 2021.

### **C. Conclusion for the (non)-initiation of an incremental capacity project/process**

Based on this report and according to the assessment result of the non-binding demand indications, the historical usage patterns and the results of the latest annual auctions, which already indicated that no additional demand levels for incremental capacity need to be developed, currently **no new incremental capacity project will be initiated for the Incremental cycle 2021<sup>1</sup>**.

---

<sup>1</sup> An incremental capacity process based on the non-binding demand indications received by both TSOs in 2019 is still ongoing with a possible submission of a Joint Proposal to the respective NRAs based also on adjacent incremental processes





--

#### D. Contact information

<p><b>Mr. Alessandro Mora</b> Manager of Interconnection Agreement Office Telephone: +39 02 370 37915  Email: Alessandro.mora@snam.it     Piazza Santa Barbara, 7 20097 San Donato Milanese (MI) Telephone + 39 02.3703.1 <a href="http://www.snam.it">www.snam.it</a></p> 	<p><b>Jošt Štrukelj</b> Head of Commercial and Regulation Department  Commercial and Regulation Department  +386 41 264 696 +386 1 5820 697  <a href="mailto:jost.strukelj@plinovodi.si">jost.strukelj@plinovodi.si</a>  Cesta Ljubljanske brigade 11b 1001 Ljubljana Slovenia</p> 
--	---